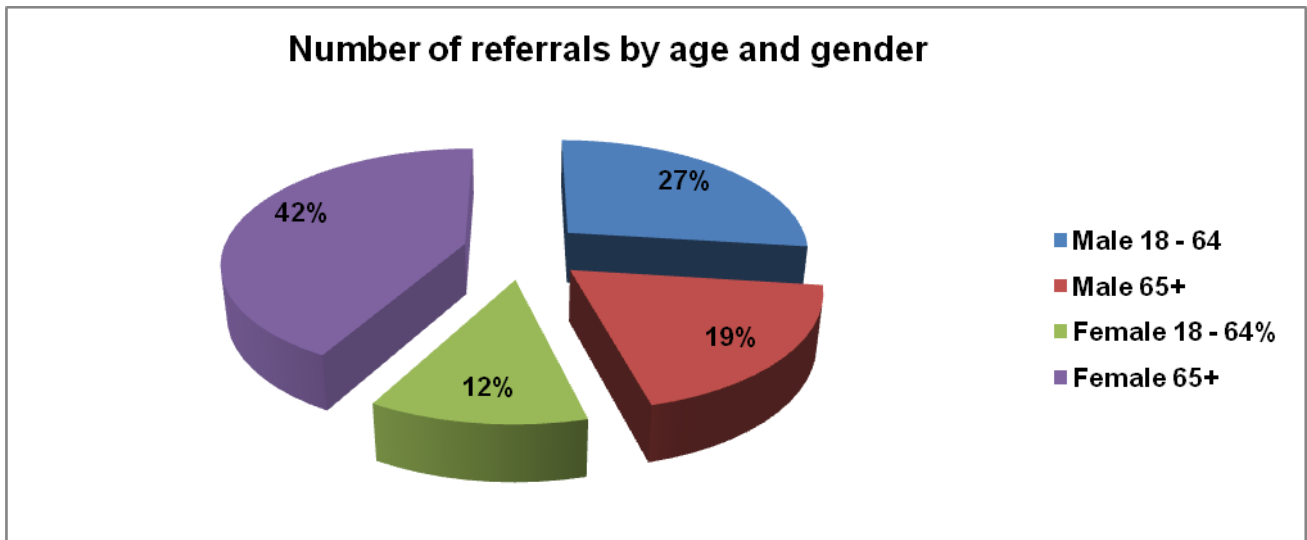


Appendix 1 - POVA Activities/ Data Analysis/ Trends

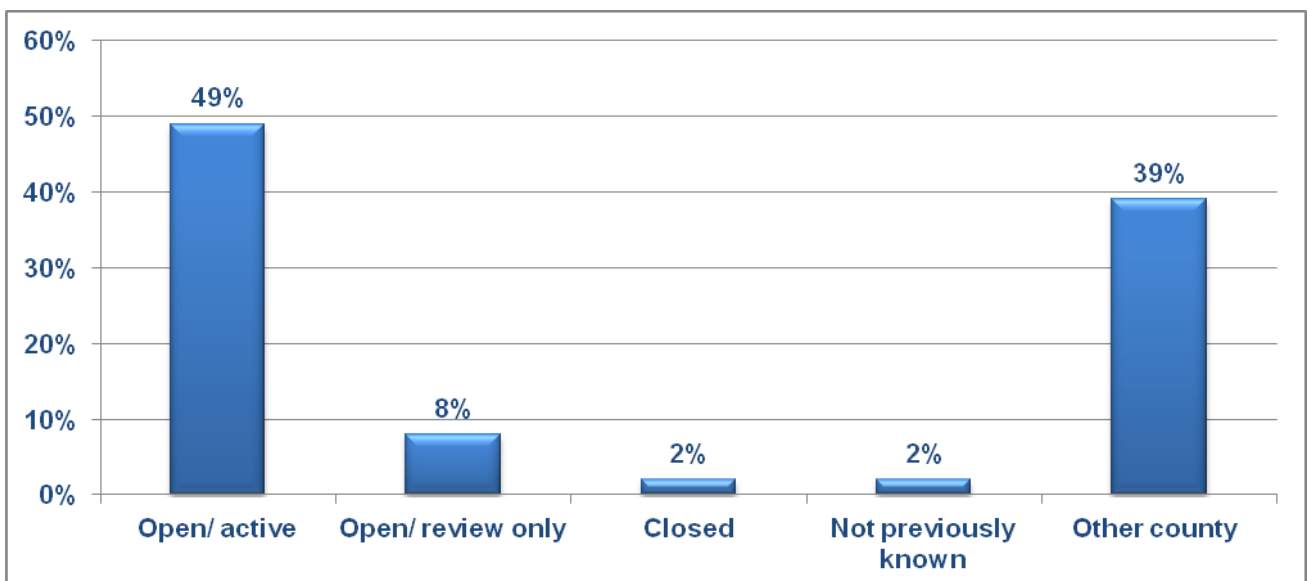
1. Total number of completed referrals, year ending March 2014



Most adult abuse referrals concern people aged 65 or over. Females are more likely to fall victim of abuse than male. This is consistent with previous trends across Wales. We have seen a 4% rise in young male referrals completed within this period compared to last year's data.

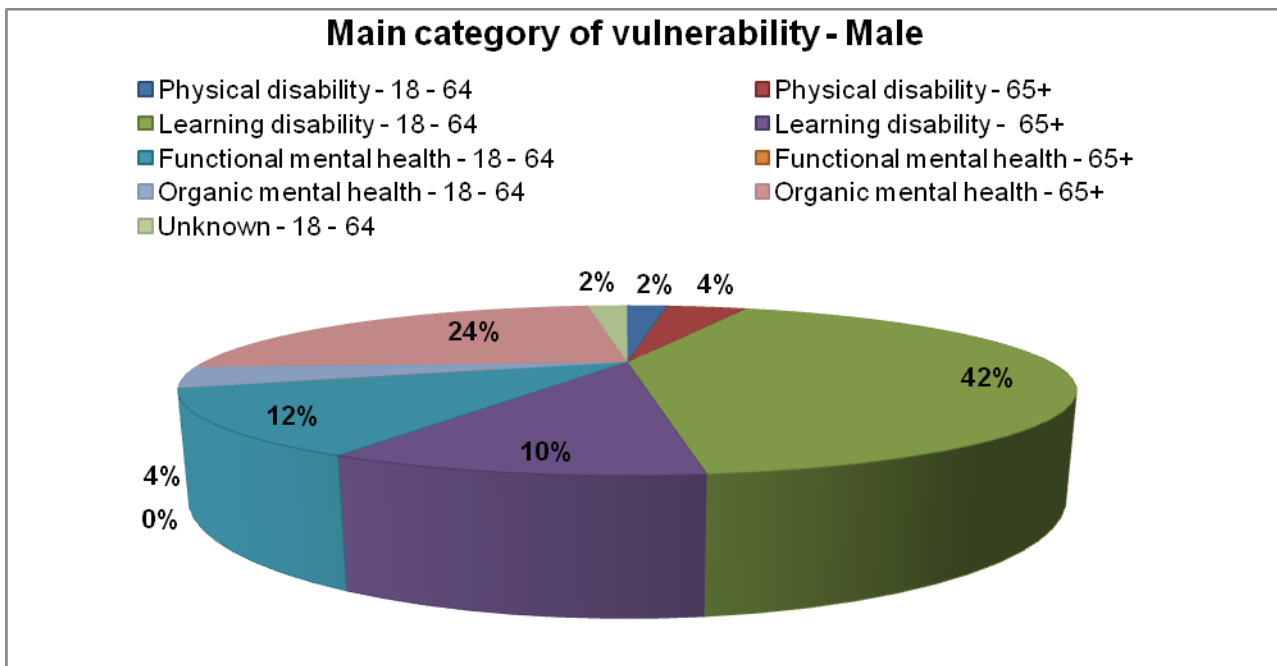
2. Case Status

59% of the cases were, or had been known to case management, 39% of cases were out of county but residing in Denbighshire in either placement, acute hospital or individual hospital.



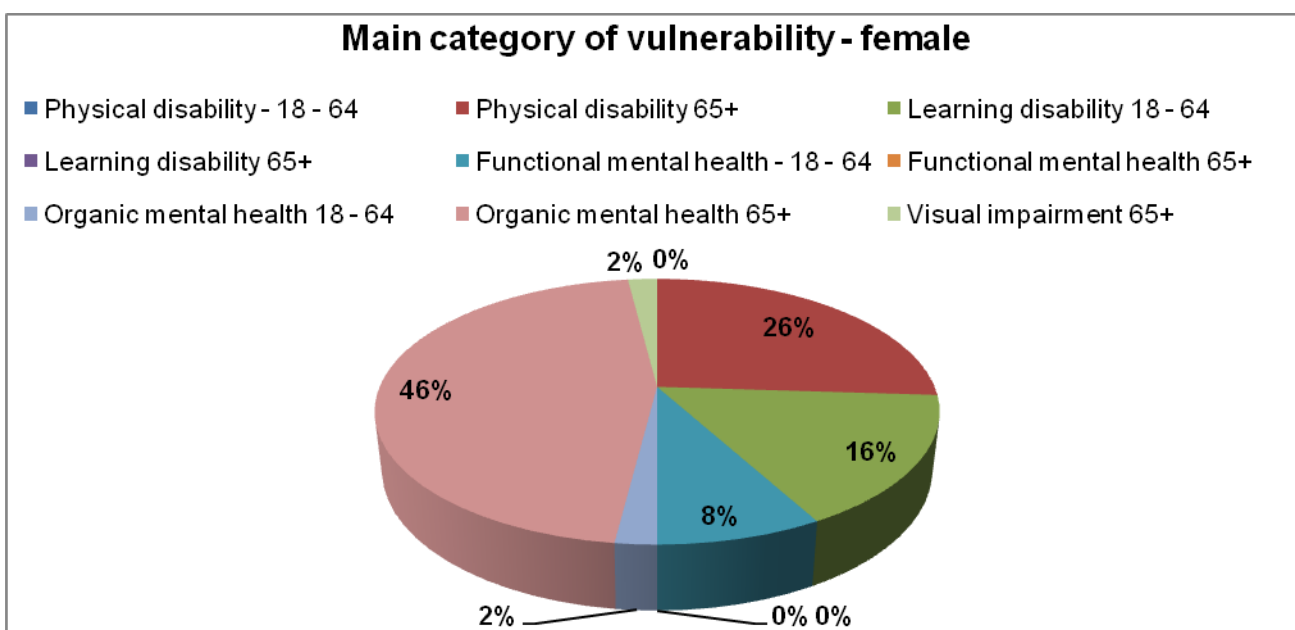
3. Main category of vulnerability

a) Male – the category of older person is no longer reported on as the category has been revised. In 19% of cases the victim was aged 65+ and 30% were under 65.



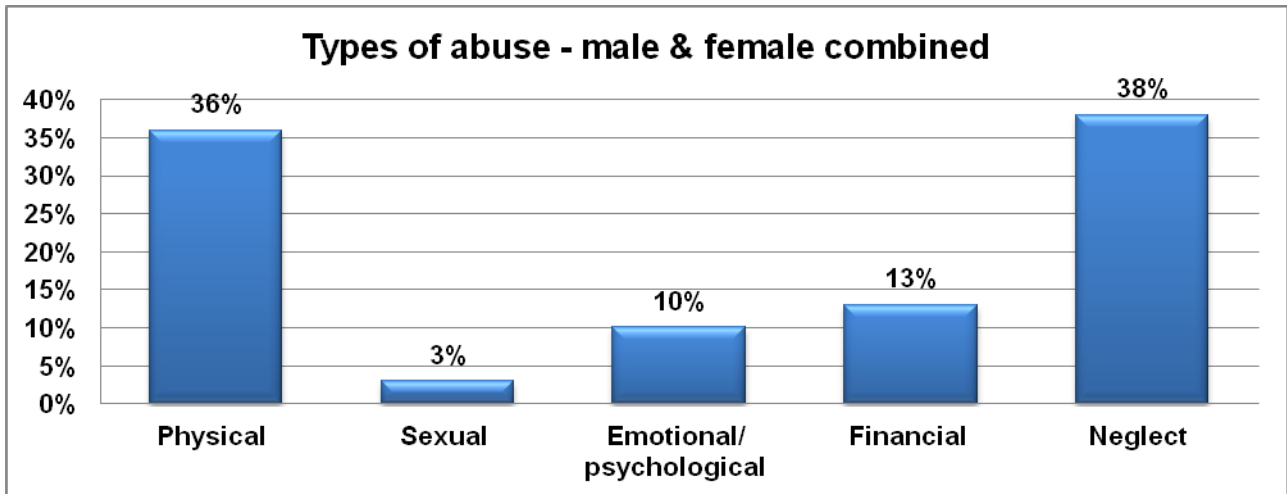
b) Female – In 37% of cases the victim was aged 65+ and 13% were under 65.

Where the female over 65 remains the highest category of vulnerability, people with a learning disability make up the next largest number of people. This has been the pattern and continues across Wales. However, in Denbighshire we have seen the increase in under 65's within LD which could be attributed to the specialised providers within our area who support young males from around the country with LD's in both the residential/ independent hospital setting.

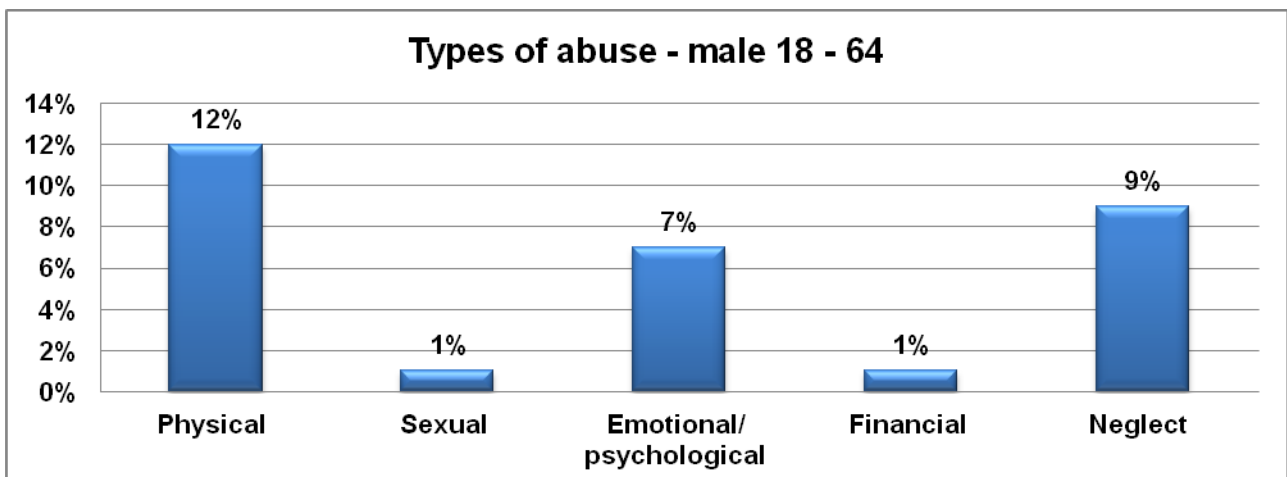


4. Types of abuse

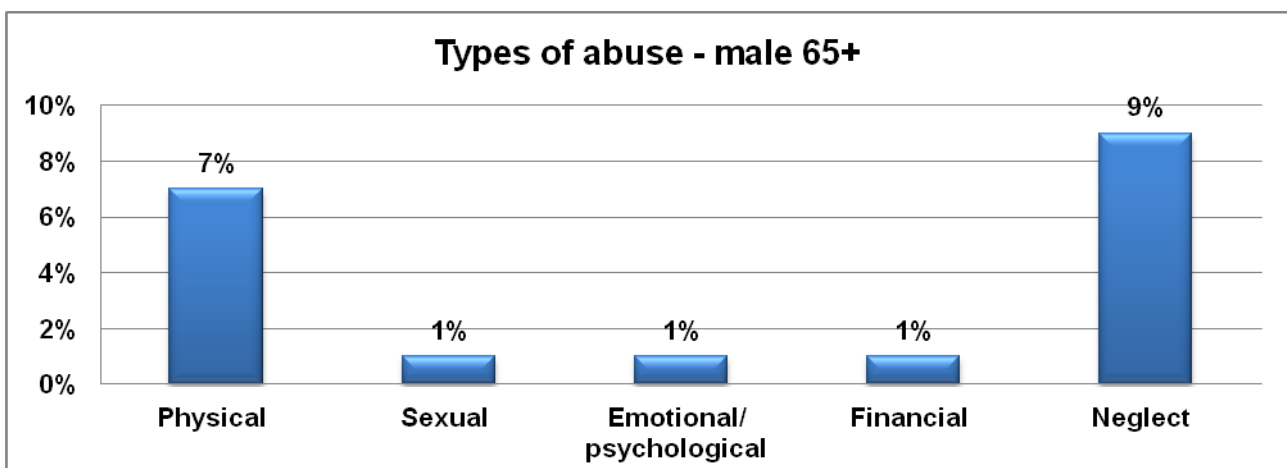
a) Male and female combined – The category of abuse is recorded under gender irrespective of age. The overall number recorded may exceed total referrals closed as more than one category can apply.



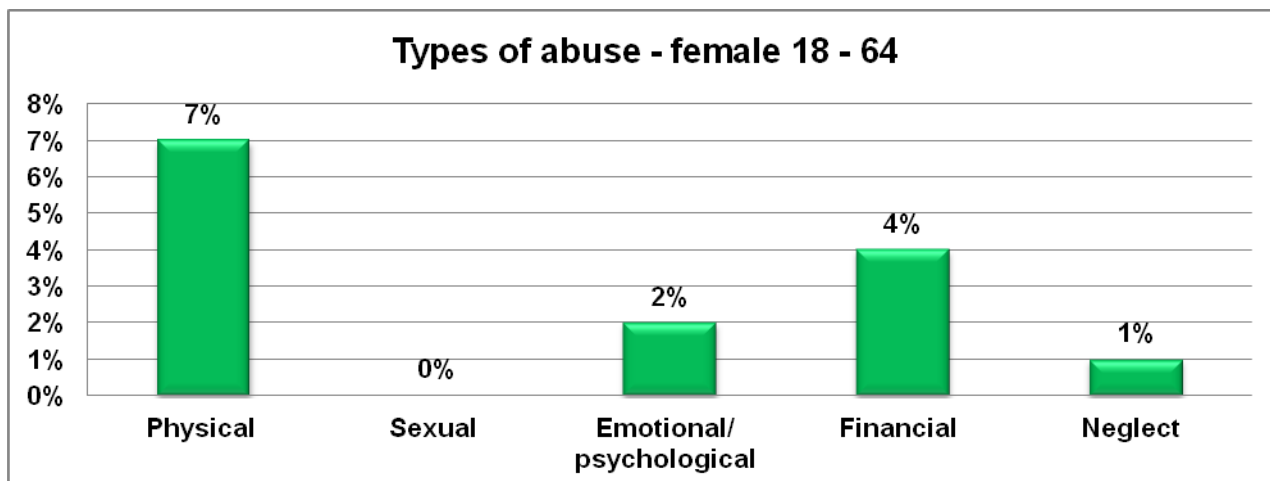
b) Males aged 18 – 64



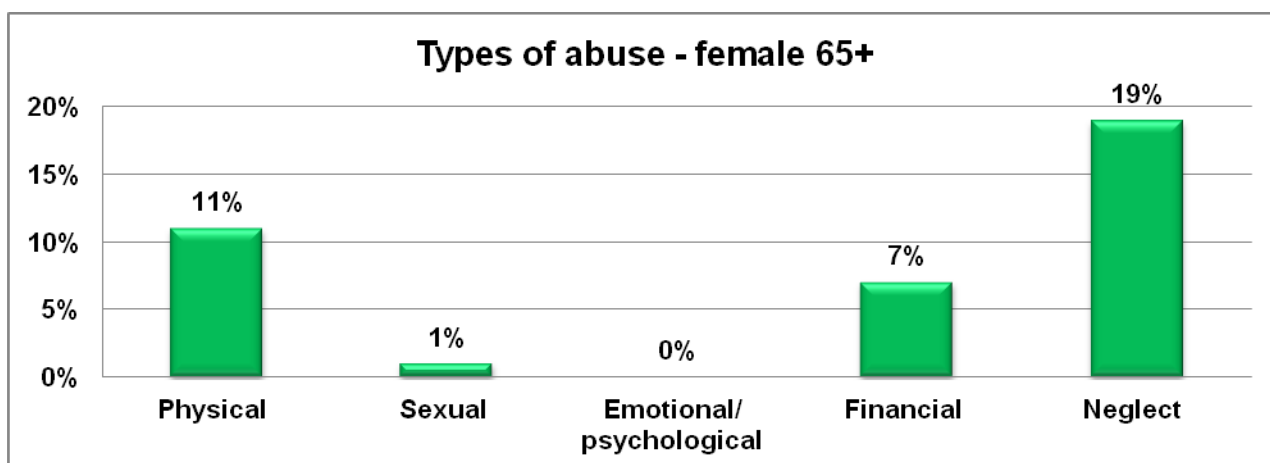
c) Males aged 65+



d) Females aged 18 – 64



e) Females aged 65+



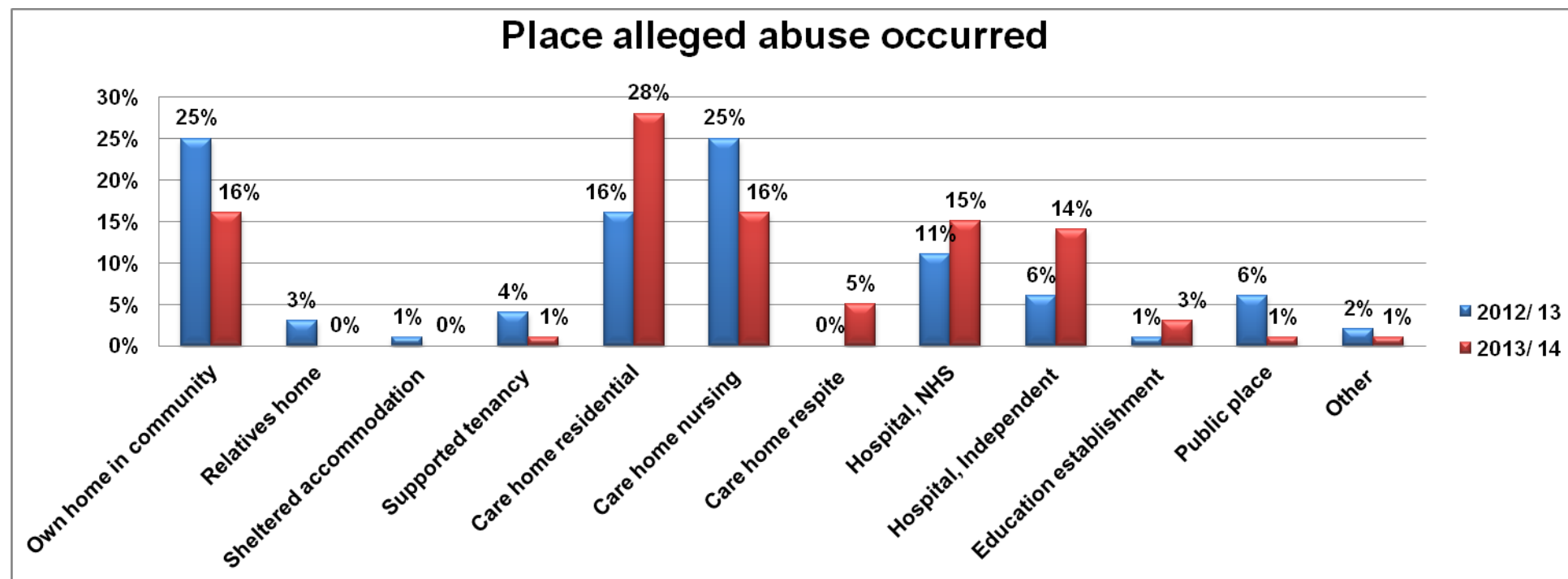
It is significant to note that neglect features as the top category for both male and female aged over 65 and is the second category for males aged 18 – 64, with physical abuse being the top category.

5. Place alleged abuse occurred

From the last CSSIW report 2010 – 2012 the data ending in March 2012 shows that own home in the community followed by care home residential and care home nursing to be where most of the abuse is alleged to have occurred.

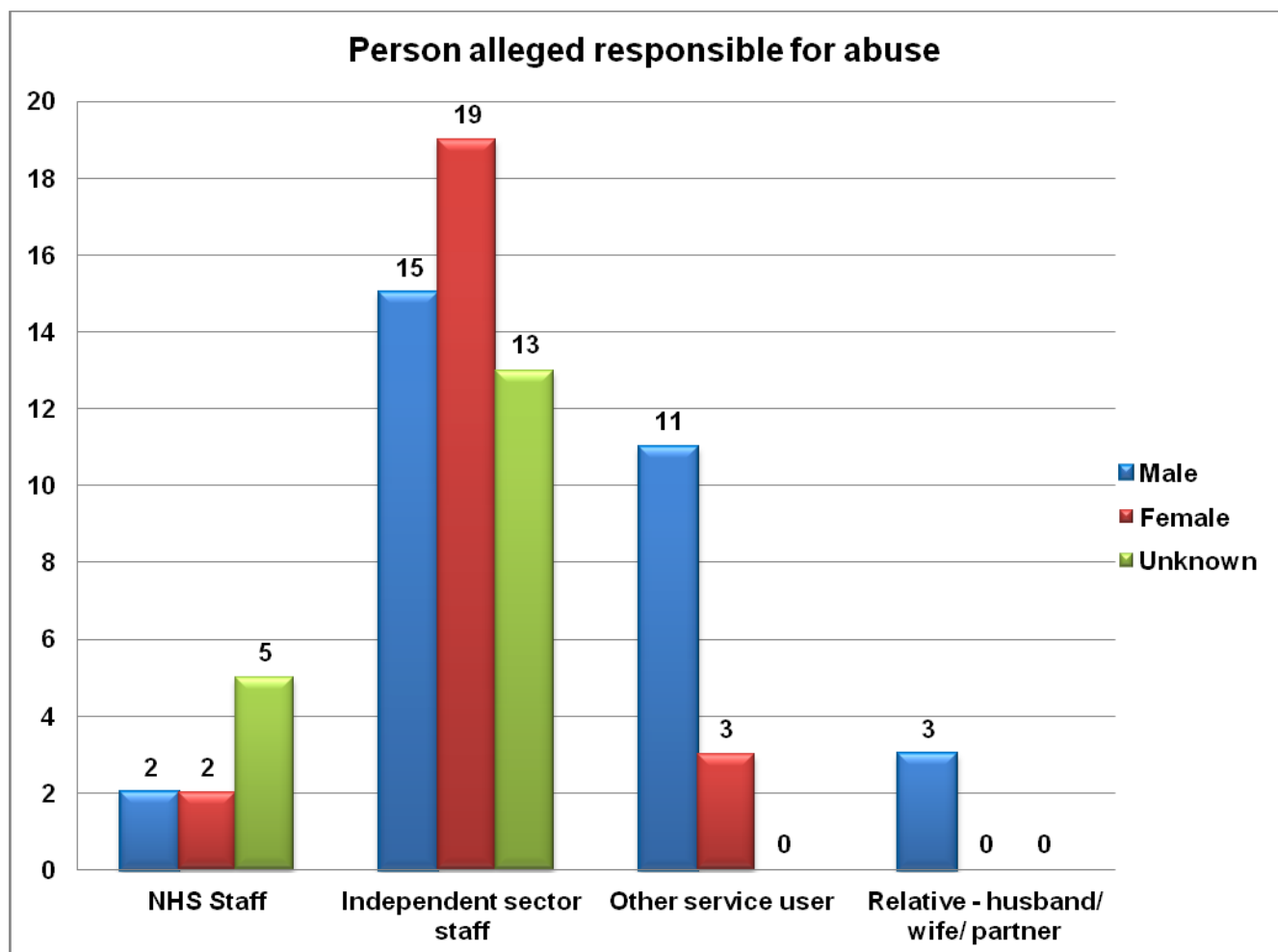
In 2012 – 2013 Denbighshire was consistent with this national trend. However in 2013 – 2014 we have a 12% increase from own home in community to care home residential as the leading area where the alleged abuse occurred. Unclear if there is a change nationally as data for 2013 – 2014 is not available to compare.

Comparing the data from 2012 – 2013 to 2013- 2014 shows a 9% reduction in both own homes in the community and care home nursing setting. Whilst this is positive there is a cause for concern for the increase within care home residential and could be linked to increase in males aged 18 – 64 who were closed within 2013 – 2014.



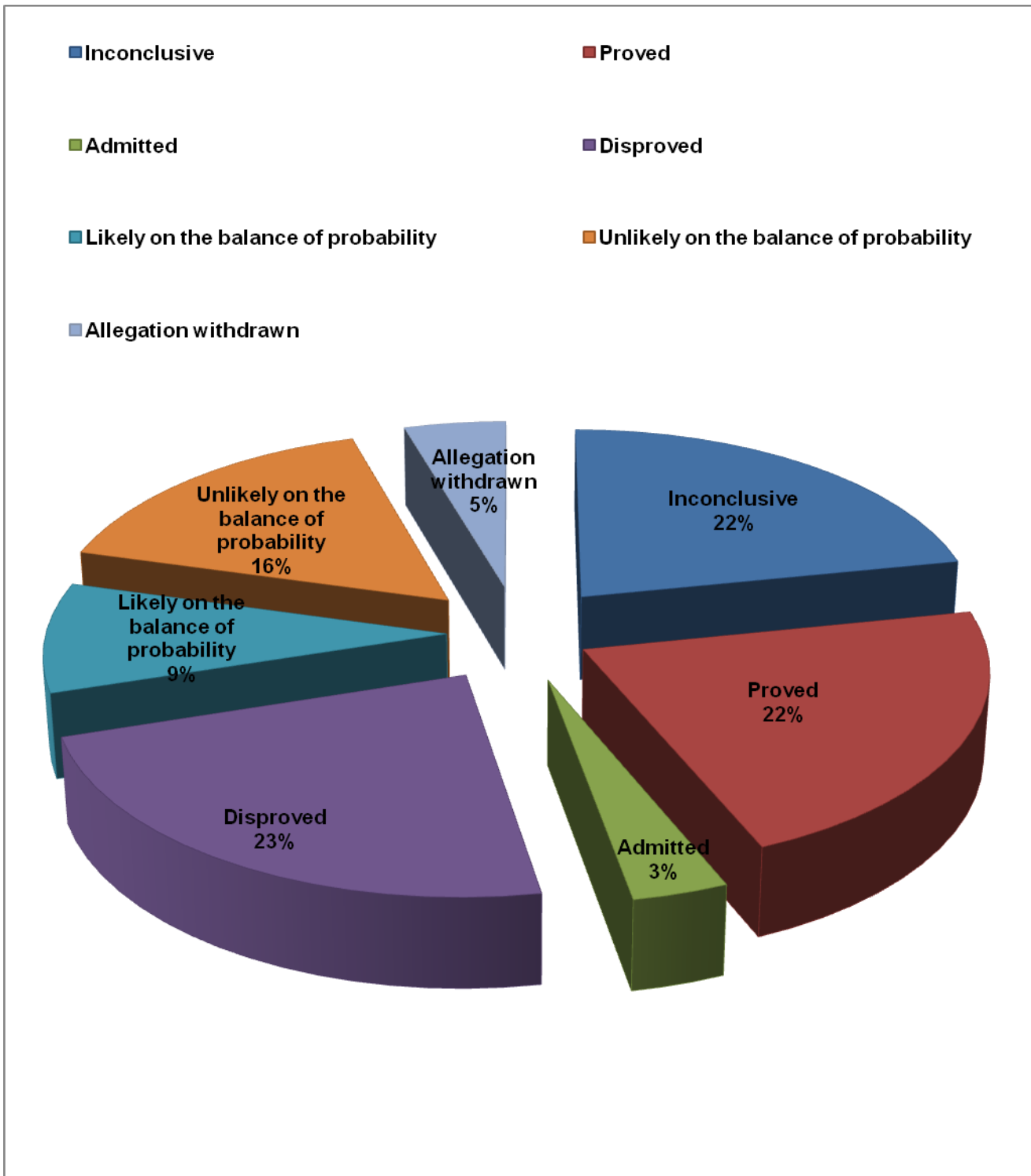
6. Person alleged responsible for abuse

Person alleged responsible for abuse	
NHS staff - male	2
NHS staff - female	2
NHS staff - unknown	5
Independent sector staff - male	15
Independent sector staff - female	19
Independent sector staff - unknown	13
Other service user - male	11
Other service user - female	3
Other service user - unknown	0
Relative - husband/ wife/ partner - male	3
Relative - husband/ wife/ partner - female	0
Relative - husband/ wife/ partner - unknown	0



71% of staff were alleged to be responsible for the abuse of which 60% were from the independent sector, 11% were NHS staff and 18% were other service users. 23% staff were unidentified due to one individual being alleged responsible for causing abuse. It is also important to note 9% directly implicated a relative to be responsible for the abuse. National trends as recorded in 2011 – 2012 show most allegations of abuse concerns staff as the highest category of alleged perpetrators with an increase year on year. Denbighshire is following this trend. With a 8.57% increase in staff from both public and independent sector being the highest proportion of alleged perpetrators.

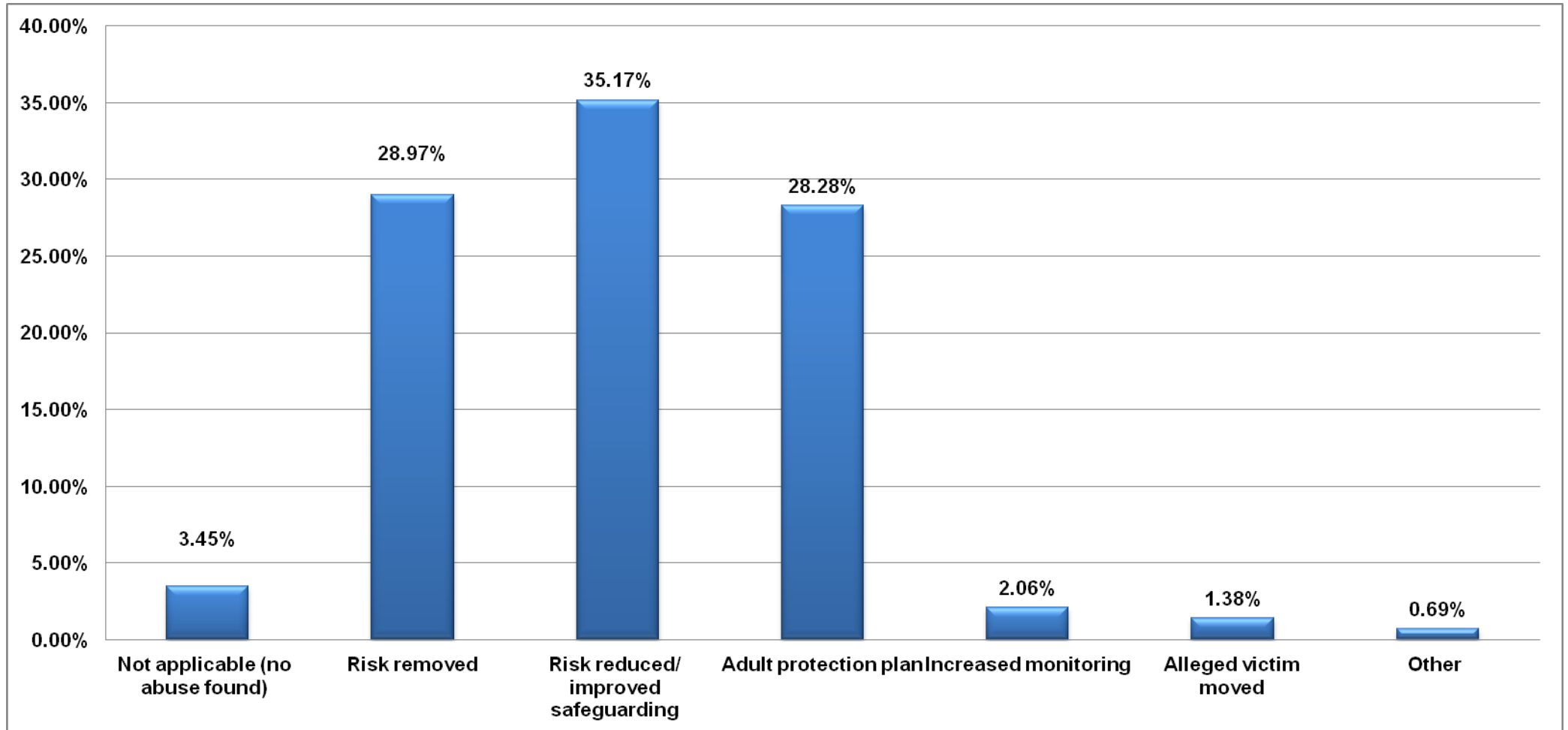
7. Status of Allegation



The lowest percentage was where the alleged perpetrator admitted the allegation of abuse – not surprising. Disproved and proved were very similar which could indicate that the investigation process provided clear information and evidence for the professional involved to determine if abuse occurred or not. Inconclusive, although similar to the proven percentage, does not necessarily mean that no action was taken. It is more likely to suggest that it was one word against another and highlights the difficulty in gathering and presenting evidence to prove or disprove allegations of abuse. However risk assessments and immediate protection measures will have been implemented to reduce any further risks of abuse towards the adult at risk.

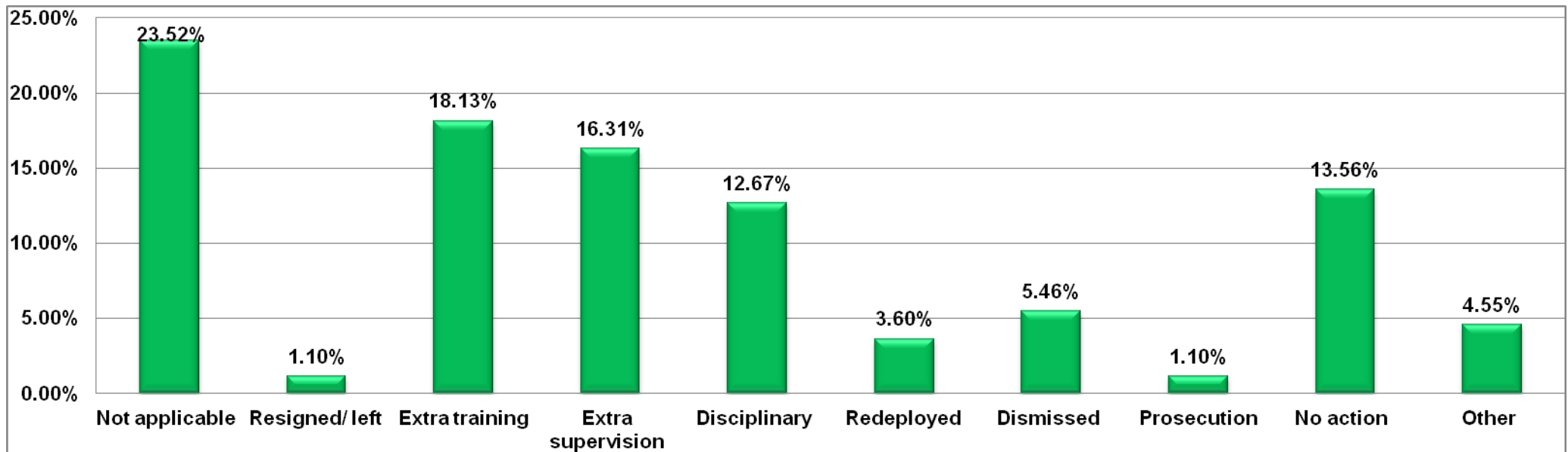
8. Outcome for the alleged victim

This remains a key performance indicator for Adult Protection/ Safeguarding. As already reported 2013 – 2014 Denbighshire reported 100% where the risk had been removed or reduced. This data provides further detail regarding the outcomes for the alleged victims. More than one outcome can be implemented to promote safeguarding of the adult at risk or harm.



n.b other individual died or moved to another local authority.

9. Outcome for person alleged responsible



There has been an increase of 85% in extra training compared to the data of 2012 – 2013 plus an increase in 83% in extra supervision for the alleged perpetrator. This could be viewed as positive when you consider the highest category of alleged perpetrators are staff, the extra training and supervision can only strengthen the safeguarding strategy needed to reduce the risks to the more vulnerable within our community.

The data around disciplinary and dismissed has shown an increase from 2012 – 2013 and is consistent with national data. Prosecution remains low as it is across Wales, perhaps demonstrating that the threshold to be referred to the CPS is somewhat higher than that required for the adult protection process. However there is a genuine multi agency approach when dealing with adults at risk between North Wales Police Public Protection Unit and Denbighshire's Adult Protection Team.

10. Outcome for service provider

The most common outcome for the service provider agency was not applicable, possibly as no abuse may have been found or that there was an identified staff member. A positive outcome is that lessons are learnt and policies are revised to improve safeguarding strategies within the organisation. Any breach of regulations identified through adult protection investigation will have action via CSSIW who link closely with Denbighshire County Council Contracts and Commissioning Team.

